

Overview of the Annual Report

N. R. College, as a community College, has been publicising its entire information on regular basis. One of the major policies of revealing the overall activities and achievements of the college is through the publication of annual report. The college has been publishing annual report every year.

This Annual Report represents the accomplishments of N. R. College during the fiscal year 2078/79 under the leadership of Mr. Rajipa Dhital, Campus Chief of the N.R. College. This is the 13th Annual Report of this college. We are very grateful to all the individual contributors, together with staffs. Welcome you all to the FY 2078/79 Annual Report.

The report also covers the planning of the campus regarding academic strength, support to the society and involvement of the society in college development. The SWOT analysis of the college is also a part of annual report. The other important part of the report is financial aspect. The income and expenditure of the college both in estimate for the upcoming year and audit report of the past year have been included in the report. The report also covers work plan of the year in a table with date responsibility and the expected outcome of the program.

NR College offers services that assist students in achieving their academic and personal success. This report will share with the reader the activities of NRC for the FY 2078/79 as well as data that address utilization. Some of the major highlights for NRC during this year included:

- Developing and implementing scholastic standards processes for the topper students from this colleges.
- Contributing significant time and resources to the revision of the new student orientation program.
- Continuing to work toward expansion of the College building program with the help of different stakeholders including MOSD and Tarakeshwor municipality, Kathmandu.
- Developing NRC as a multiple College as it added the two new faculties Management and Humanities within its umbrella. The most waited the BBS program have been added in its calendar. Besides, Four Year B.Ed, MBS and M.A (Sociology) in have also been added in its program.
- Thanks to Tarakeshwor Municipality for the allocation of some token budget for the expansion of electricity in the building. Besides, the budget is insufficient to complete the electricity works in the College.
- Thanks to Yogendra Sangraula, the member of province assembly Bagmati province, for his declaration and commitment to allocate required fund for the development of building and equipment for the College.
- UGC has just accepted LOI for the participation of the QAA process, Process of preparing SSR is going to be prepared.
- Sports material purchase and Infrastructure development for ECA activities has constructed with mobilizing the UGC Fund.

We would also like to express our thanks to the entire team of the BOD of N. R. College, Students, graduates and all the staffs for their comment and feedbacks. We welcome any feedback or suggestions on anything that is in this annual report or anything you might like to see in the annual report.



Report Preparation Team

Mr. Rajipa Dhital, Campus Chief, N. R. College

Mr. Mohan Kumar Mahat

Mr. Umesh Sedai

Mr. Krishna Raj Kattel

Editing and Intellectual Input

Giriraj Pokhrel, N. R. College

Date of Report Endorsement in College Management Committee 2078/05/18

Revised on 2078/05/20



[Handwritten signature]

Executive Summary

This executive summary provides an overview of the activities of N. R. College, from Shrawan 2078 to Ashar 2079. The complete report will be available in college administration by the end of the fiscal year and will provide a comprehensive review of academic achievements and challenges of this College.

Regarding the history of this college, as per college records, it was established in 2063 B.S. with sincere efforts of some eminent educationalists devoted for teacher education in Nepal. Initially it started three years Bachelor's degree in education and 50 students in the beginning and initial stage (N. R. College admission Records, 2063). As per College record, it has more than 1500 students in different level of education. The college firm to serve the expectations of the stakeholders by developing and supplying the academic excellence required for nation to serve in different schools, colleges, and education administration.

Our regular efforts have developed the college to foster social harmony, economic growth, to create the access of higher education in the northern part of Kathmandu i.e. Tarakeshwar Municipality.

The College has shifted some of its academic program from Nepal Rastriya Secondary School to its own building. In this regards, the college has achieved success in owning lands, partially completed the civil works, and has shifted some of its activities and Bachelor's and master's degree program in new building and locality.

N. R. College incorporates the philosophy of "Quality education in affordable price", focusing on student success and alignment of the college with research and teaching missions to advance the economic and social development of our community. The academic glory of college is directly based on experiential learning, faculty grants, smooth operation, students and teachers endeavour. Leading forward N. R. College to academic advancement, we believe this report effectively serve, the stakeholders of the college.



[Handwritten signature]

Table of Contents

Executive Summary.....	1
CHAPTER - I.....	4
INTRODUCTION.....	4
Background.....	4
Academic Progress.....	5
Enrolment Trend Analysis of the Last Three Years.....	5
Pass Rate Trend Analysis of the Last Three Years.....	7
Graduate Trend Analysis of the Last Three Years.....	9
<i>Table 5: Graduate Trend Analysis</i>	9
Educational Equipments and Machinery.....	11
Books/Journals/Reference Materials.....	12
Furniture.....	12
Financial Progress.....	13
Analysis of Financial Resources.....	13
Income of the Last Three Years.....	14
Expenditures Analysis of the Last Three Years.....	14
Audit observations.....	15
Social Progress.....	17
Community Awareness Program.....	17
Social Activities.....	17
Society's Contributions.....	18
Contribution of College to Society.....	18
Plan for Increased Involvement of Society in the College.....	19
Problems, Issues and Challenges.....	19
Problems.....	19
Short Term Problems.....	19
Long Term Problems.....	19
Issues.....	20
Challenges.....	20
Opportunities.....	21
Threats.....	21



[Handwritten signature]
2

Measures Taken to Address the Issues and Challenges.....	21
Plan for Addressing the Issues and Challenges.....	22
Budgeted and Actual Income and Expenditure	23
Projected Annual Income and Budget	24
Estimated Annual Income from Student Fees in FY 2079/79	26
Projected Annual Work Plan	27



[Handwritten signature]
3

CHAPTER - I

INTRODUCTION

Background

Initiated by social workers, intellectuals and academicians residing in Tarakeshwor municipality Nepal Ristriya College (NR College) was established in 2006 AD (2063 BS). Located at Tarakeshwor municipality, Nepal, near to Balaju buspark the college is easily accessible due to its prime location. As a non-profit community college, the college is dedicated to serve the people, society and the nation by imparting quality education. Conducive academic environment, mutual understanding, high regards to social values and practice based education are some of the notable features of the college. The college has been able to ensure quality education even with low initial investment due to dedication and commitment of students, faculty members and entire management. Since its establishment, N. R. College has contributed to enhance access of education to all by offering scholarship to socially marginalized and economically disadvantaged, differently able and meritorious students by offering scholarship for ensuring inclusiveness in education.

This annual report has been prepared to inform the stakeholders about the activities of N.R. College. It is based on the 5-year strategic plan of college to serve and meet the changing needs of the society specially the northern part of Kathmandu. N. R. College is primarily an institution of higher learning devoted to quality teacher for quality education. The objectives embedded in the founding of this college, clearly focused the college and centered its entire academic activities to impart quality education. The student enrolment in higher education is increasing but in education program is gradually decreasing. The charm, validity and the market perception towards the education program is questionable. The philosophy of imparting education is changing by discriminating students in the enrolment of higher education. The education program is the attraction mainly to the low graders in secondary school examinations, academically poor students, low family income students, women, Dalits, and other marginalized group of society. N. R. College has created several opportunities for students from remote areas and in the northern part of the Kathmandu.

N.R. college has created organizational structure to serve the students. For this, departments coordinate the implementation of the quality assurance policy in the College. There have been efforts to uphold quality and standards with the objectives of ensuring good result and relevance in terms of employment prospects of the graduates. The College maintains pre-defined job responsibilities of departments, units and individuals. There is a scope for expanding the provision to develop mechanisms and processes for internal quality monitoring and checks the areas of teaching-learning and research. There is a scope for making it more efficient and effective by expanding participation and team work within the framework in a scheme of decentralized structure, responsibilities and authorities. As a response to the

demand and planned activates, it has completed some of them like shifting the current College programs in its new building at Tarakeshwor Municipality-11, Nepaltar.

Academic Progress

Academic progress is the comparison of performance scores from one year to the next. N.R. college has made efforts to enhance academic progress each year. This section presents the academic progress of N.R. college in terms of enrolment trend analysis, pass rate trend analysis, and graduate trend analysis of the last three years. First, program wise/level wise enrolment trend analysis disaggregated by female and educationally disadvantaged students will be presented. Then, pass rate trend analysis disaggregated by female and educationally disadvantaged students will be presented. Lastly, graduate trend analysis of the last three years disaggregated by female and educationally disadvantaged students will be analysed.

Enrolment Trend Analysis of the Last Three Years

The given table presents the enrolment trend analysis of 4 years B.B.S., B.Ed., and B.A. The table presents program wise/level wise disaggregated by female and educationally disadvantaged students in fiscal year FY 2076/77 to fiscal year FY 2078/79. All of these three programs are annual programs. All of these programs show the increasing trends of enrolment each year. The increasing trend seems a bit more in B.B.S. than B.Ed. and B.A. program. However, the student enrolment seems decreasing in succeeding years in comparison to the first year in all programs. Therefore, the causes of the decrease in enrolment trend in 2nd, 3rd, and 4th years have to be explored to sustain the first year admitted students until graduation.




S.N.	level- wise	FY 2078/79					FY 2077/78					FY 2076/77				
		Total	Male	Female	EDJ	Disad.	Total	Male	Female	EDJ	Disad.	Total	Male	Female	EDJ	Disad.
1	BBS 1st year	185	68	117	19	9	274	113	161	114	6	240	118	122	98	4
2	BBS 2nd year	275	114	161	28	19	185	74	111	72	8	185	74	111	72	8
3	BBS 3rd Year	230	118	112	21	13	121	44	77	28	2	121	44	77	28	2
4	BBS 4th year	89	39	50	18	5	77	26	51	18	4	77	26	51	18	4
5	B. Ed 1st year	126	26	100	15	12	224	46	178	97	9	169	37	132	79	9
6	B. Ed 2nd year	225	46	179	30	21	86	16	70	26	6	86	16	70	26	6
7	B. Ed 3rd year	169	37	132	18	9	48	3	45	15	2	48	3	45	15	2
8	B. Ed 4th year	86	16	70	4	6	40	7	33	5	3	40	7	33	5	3
9	B. A 1st year	80	25	55	24	3	152	81	71	60	5	105	46	59	42	4
10	B.A. 2nd year	141	60	81	21	5	71	29	42	32	3	71	29	42	32	3
11	B.A. 3rd year	105	46	59	20	4	60	21	39	16	2	60	21	39	16	2
	Total	1711	595	1116	218	106	1338	460	878	483	50	1202	421	781	431	47

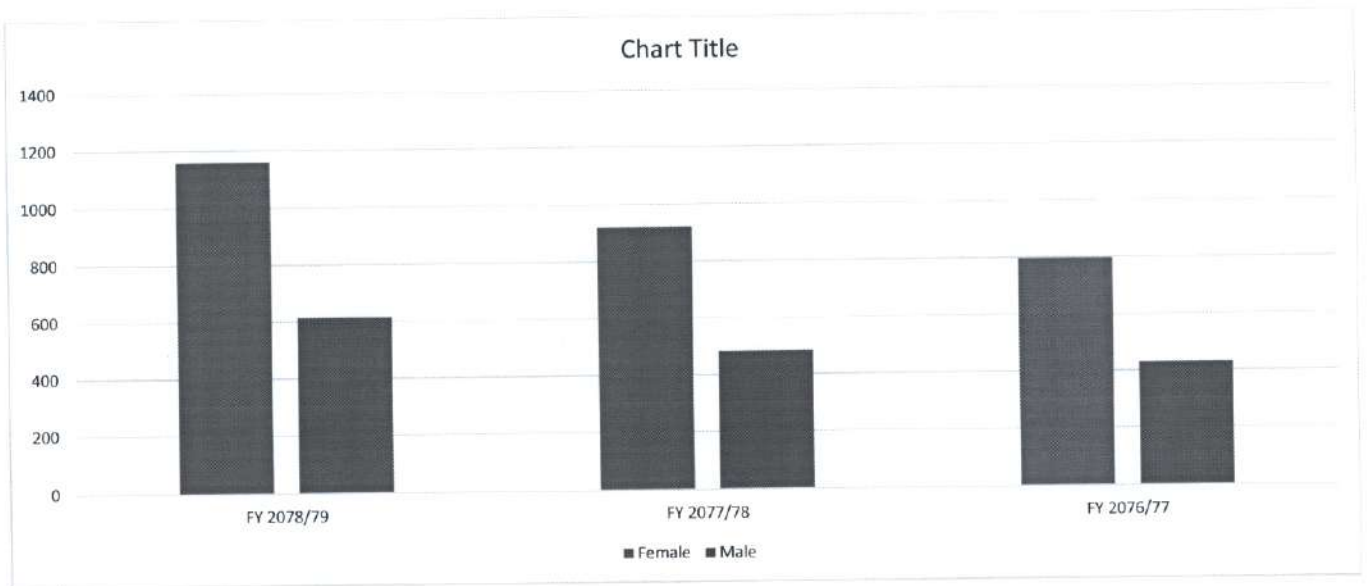
Table1: Enrolment trend analysis of B.B.S./B.Ed./B.A.

Table 2 presents the enrolment trend analysis of four semesters in M.B.S program. The table presents semester wise data disaggregated by female and educationally disadvantaged students in fiscal year FY 2076/77 to fiscal year FY 2078/79. The table depicts increasing trends of female and educationally disadvantaged students in each first semesters. The increasing trend seems a bit more in first semester in comparison to others. However, the student enrolment seems decreasing in succeeding semester in comparison to the first year in all programs. Therefore, the causes of student drop out during succeeding semesters have to be explored.

S.N.	level- wise	FY 2078/79					FY 2077/78					FY 2076/77				
		Total	Male	Female	EDJ	Disad.	Total	Male	Female	EDJ	Disad.	Total	Male	Female	EDJ	Disad.
1	M.B.S. 1st semester	29	8	21	2	1	42	15	27	2	0	23	8	15	4	0
2																
3	M.B.S. 3rd semester	32	11	21	2	0	23	8	15	4	0	0	0	0	0	0
4																
	Total	61	19	42	4	1	65	23	42	6	0	23	8	15	4	0

Table 2: Enrolment Trend Analysis of M.B.S. (Only odd semester included)





Pass Rate Trend Analysis of the Last Three Years

The given table presents the pass rate trend analysis of 4 years B.B.S., B.Ed., and B.A program wise / level wise disaggregated by female and educationally disadvantaged students in fiscal year FY 2078/79 to fiscal year FY 2076/77. All of these programs show the decreasing trends of student numbers appeared in the end of year assessment in comparison to enrolment each year. The number of students who pass annual examination is very few in the first year in all academic programs. However, the result seems to be a bit better in succeeding years in comparison to the first year annual examination.



Academic year/level	FY 2078/79							FY 2077/78							FY 2076/77						
	Admission	Appeared	Passed					Admission	Appeared	Passed					Admission	Appeared	Passed				
			Male	Female	EDJ	Disad	Total passed			Male	Female	EDJ	Disad	Total passed			Male	Female	EDJ	Disad	Total passed
BBS 1st year	240	120	8	14	1	2	22	258	152	2	5	2		7	185	152	5	2		185	5
BBS 2nd year	185	77	8	10	3	5	18	142	121	5	9	3		14	121	98	9	3		121	30
BBS 3rd Year	121	77	10	13	2	1	23	87	77	1	1			2	77	72	1			77	23
BBS 4th year	77	48	6	6	0	1	12	59	49	14	12	5	1	46	79	69	22	11	1	79	22
B. Ed 1st year	169	67	3	12	1	1	15	113	67	0	2	0	0	2	86	67	2	0	0	86	4
B. Ed 2nd year	86	37	2	8	1	1	10	48	42	0	3		0	3	48	43	3		0	48	4
B. Ed 3rd year	48	36	1	9	0	2	10	58	53	0	11	3	1	11	54	48	11	3	1	54	10
B. Ed 4th year	40	36	3	11	0	1	14	42	31	3	7	1	0	10	31	29	7	1	0	31	
B. A 1st year	125	51	8	6	1	0	14	119	52	7	5	5	0	12	71	52	5	5	0	71	3
B.A. 2nd year	51	41	10	10	2	1	20	61	57	5	7	4	0	12	60	57	7	4	0	60	11
B.A. 3rd year	60	46	13	14	2	1	27	50	24	8	7	6	1	15	34	24	7	6	1	34	16
Total	1202	636	72	113	13	16	185	1037	725	45	69	29	3	134	846	711	79	35	3	846	128

Table 3: Pass Rate Trend Analysis of B.B.S., B.Ed., and B.A

Table 4 presents the pass rate analysis of M.B.S. The table shows that the number of students enrolled and appeared in the end of semester exam is consistent in first semester. However, the number of students appeared in the end of semester exam seems decreasing in the 2nd and 4th semester in FY 2078/79. Similarly, the number of students who passed the end of semester is also not satisfactory.



[Handwritten signature]

S.N.	Academic year/level	Admission	Appeared	Passed in FY 2078/79				Total passed	Admission	Appeared	Passed in FY 2077/78				Total passed	Admission	Appeared	Passed in FY 2076/77				Total passed
				Male	Female	EDJ	Disad.				Male	Female	EDJ	Disad.				Male	Female	EDJ	Disad.	
1	MBS 1st Sem							44	32	1	5	0		6	23	23	0	3	0		3	
2	MBS 2nd Sem	29	28	1	7	2		8														
3	MBS 3rd Sem						0	21	19	1	9	0		10	20	13	4	2			6	
4	MBS 4th Sem	32	15		5	1		5													0	
	Total	61	43	1	12	3	0	13	65	51	2	14	0	0	16	43	36	4	5	0	0	9

Table 4. Pass Rate Trend Analysis of M.B.S.

Note:

1. The global outbreak of the corona virus COVID-19 in FY 2076/77 and 2077/78 affected the annual program of Tribhuvan University, resulting in a discrepancy between the time schedule of result of the student of first year of Bachelors level.

Graduate Trend Analysis of the Last Three Years

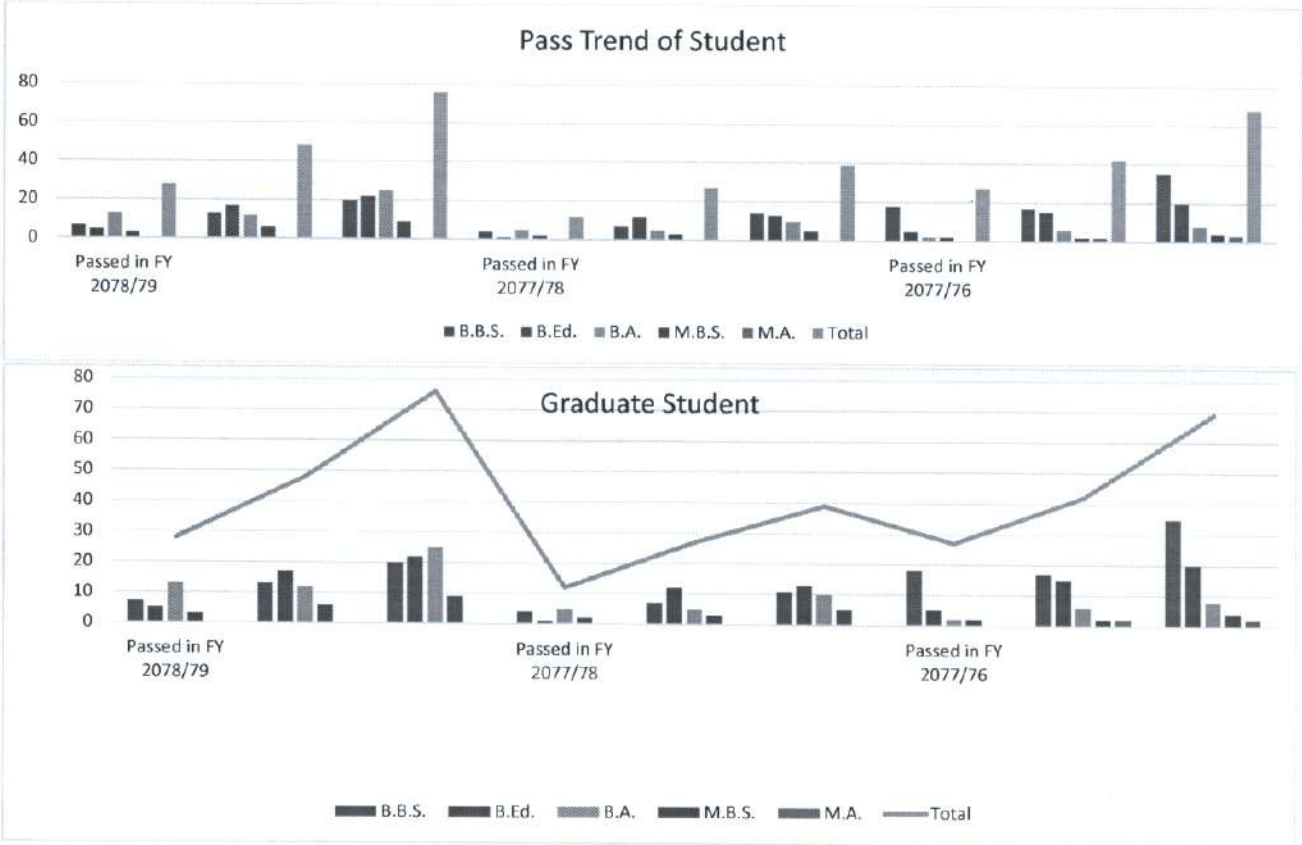
The following table depicts the program wise/ level wise graduate trend analysis of the last three academic years disaggregated by female and educationally disadvantaged students. According to the table,

S.N.	Level	Passed in FY 2078/79					Passed in FY 2077/78					Passed in FY 2077/76				
		Male	Female	EDJ	Disad.	Total passed	Male	Female	EDJ	Disad.	Total passed	Male	Female	EDJ	Disad.	Total passed
1	B.B.S.	7	13	10		20	4	7	2	1	14	18	17	9	2	35
2	B.Ed.	5	17	5		22	1	12	1	2	13	5	15	4	1	20
3	B.A.	13	12	13		25	5	5	5		10	2	6			8
4	M.B.S.	3	6	2		9	2	3	1		5	2	2			4
5	M.A.												2	1		3
	Total	28	48	30		76	12	27	9	3	42	27	42	14	3	68

Table 5: Graduate Trend Analysis



[Handwritten signature]



There are different ways of classifying educational aid materials. In N. R. College, related equipment for putting them to work in the classroom, Educational Aids materials includes the following:

Dramatic performances (portrayal of people, events, and procedures) dolls and puppets are produced for use as dramatic models.

Models, mock-ups globes, and maps.

Mathematical tools and materials of different shapes and sizes are available.

Page graphic materials such as maps, graphs, cartoons, diagrams and charts are available.

Photographic maps of various types of diagrams.

Pictorial and graphic aids whiteboard textbooks illustrations charts pictures are available.

Educational Equipments and Machinery

N.R. college has made provision for ICT, lab equipments, and educational gadgets required for the faculty and students. The educational equipments are not enough for the large number of students and teachers. Therefore, college is planning to construct a highly facilitated ICT lab to ensure basic computer literacy for faculties, staffs, and students. The existing educational equipments at college are shown in the following table.

S. N.	Particular	Quantity
1	Projector	6
2	Music System	1
3	Printer	7
4	Desk Top Computer	9
5	Laptop	5
6	Water pump machine	1
7	CC Camera System	2

Table 6: Educational Equipments



A handwritten signature in black ink, appearing to be 'J. V. ...', is written over the bottom right of the logo.

Books/Journals/Reference Materials

The college has got a library which contains more than 4,700 books including journals and reference materials. This has not been enough to meet the growing demands of the students. Moreover, college has not able provide latest journals, books, and references materials due to the lack of financial resources. The college has made a comprehensive plan to improve the condition of library in the future.

Furniture

The following table shows the existing furniture at N.R. College. According to the table there are 284 pairs of standard desks and benches. Five students can sit comfortably in each of these benches. Separate tables have been provided for the executive head and the head of departments as well as the accountant. Five big racks and steel daraj have been constructed for the faculties, library and account section. Similarly, 27 whiteboards are being used in the classroom. However, separate racks have not been provided for the individual teachers. The furniture at college is not enough for the teachers and students as the number of students is increasing each year. Therefore, college is planning to add furniture soon in the future.

S. No.	Particular	Quantity
1	Desk Benches	284
2	Steel Daraj	7
3	Raack	5
4	Metal Chair	70
5	Wooden Chair	25
6	Office Table	15
7	White Board	27

Table 7: Furniture



[Handwritten signature]

Financial Progress

N. R. College has fixed assets and systematic collection of revenue. The college has just purchased 3 projectors, 2 desktop, 2 Laptop, 4 Printer and photocopier, 1 CC camera system from municipality grant in FY 2078/79. Every year, the main source of income is the student fees. Besides, the other sources of income are follows;

Grants from UGC/Nepal

Supports from Government agencies (Municipality/ Province and others)

Supports from Member of Parliament, and Province

Analysis of Financial Resources

Self Generated Resources / Income

The main source of income college has is the students' fees. The college collects nominal fees from students as given in the following table.

Fee structure of Student			
S.N	Level	Admission fees	Monthly Fees
1	BBS 1st year	5,500.00	600.00
2	BBS 2nd year	5,500.00	600.00
3	BBS 3rd Year	5,500.00	600.00
4	BBS 4th year	5500.00	600.00
5	B. Ed 1st year	5,000.00	550.00
6	B. Ed 2nd year	5,000.00	550.00
7	B. Ed 3rd year	5,000.00	550.00
8	B. Ed 4th year	5000.00	550.00
9	B. A 1st year	5,000.00	550.00
10	B.A. 2nd year	5,000.00	550.00
11	B.A. 3rd year	5,000.00	550.00
12	MBS 1st Sem	15,000.00	
13	MBS 2nd Sem	15,000.00	
15	MBS 3rd Sem	15,000.00	
16	MBS 4th Sem	15,000.00	

Table 8: Fee Structure



[Handwritten signature]
13

Income of the Last Three Years

N.R. college also receives grants from government sources such as UGC and other government bodies. The following table shows the income from self-generated resources such as students' fees and the grants received from government bodies.

Actual Income of N.R. College, Tarakeshwor-11, Nepaltar, Kathmandu				
S. No.	Descriptions	Actual In 2076/77	Actual In 2077/78	Actual In 2078/79 (Approximate)
	Budgeted Income:			
1	Revenue from Student	8680780	7217119	17199278
2	UGC	1099575	2449575	1525000
3	TU Exam center	176976		
4	Tarakeshwor municipality	1961240	1167654	2622980
5	MOSD, Bagmati Pradesh	900000	1938535	94660
6	Others	236962	294439	162180
	Total Revenue	13055533	13067322	21604098

Table 9: Income for the Last Three Years

Note: A grant of Rs. 1,000,000 has been received from the UGC for ECA development in FY 2077/78 which is shown in audit report of FY 2078/79.

Expenditures Analysis of the Last Three Years

The major areas of expenditure in N. R. College are under the following headings: Staffs remuneration, faculty development, research and scholarship, infrastructure development, aids and others. The following table reveals the expenditure trend in N. R. College during three fiscal years.

Actual expenditure of N.R. College, Tarakeshwor-11, Nepaltar, Kathmandu				
S. No	Descriptions	Actual In 2076/77	Actual In 2077/78	Actual In 2078/79 (Approximate)
	Budgeted Expenditure:			
A.	Capital Expenditure			
1	Land and Building Construction/ ECA Dev.	4078312	2284579	696997
2	Furniture	88500	1378697	
3	Equipment	470955	127000	808300
4	ECA Material			497580
	Total Capital Expenditure	4637767	3790276	2002877
B.	Operational (Revenue) Expenditure			
5	Research Management Cell/			
6	New Program Development			
7	Grievance Redress Mechanism/IMC and IQAC/ QAA Unit			2790
8	Educational Management Information Sys			
9	Documents and Report Preparation		12,010.00	
10	Library Expenses and Development			
11	Basic Salary of Faculties	7940995	5835730	8298970



[Handwritten signature]
14

12	Non-Teaching Staffs Salary			
13	Student Welfare Expenditure			
14	Merit Based Scholarships	4250	44350	210475
15	Advertisement/Field Visits		23137	43562
16	Maintenance and Development	82962	49919	34795
17	Electricity works			
18	Utility Telephones/ Water/Internet etc expenses	23776	79100	161354
19	Transportation Expenditure	32500	61558	97200
20	Service and Other exp to student)		100880	151492
21	Stationary and Logistic Support	141767		134040
22	Printing Services and Books	36110	43700	1285
23	Cultural Program and Co-Curricular Activities			
24	Refreshment and Hospitality	63986		
26	Micro-Practice Teaching			38961
27	Cost of Practical Classes/	136715		
28	Staffs Development and training			242647
29	TU Examination Fees	1492415	1316185	2133497
30	Tax deduction on interest and bank charge	11924	44191	2203
31	Renewal/Registration		85000	180000
32	Auditors remuneration	38646	57244	85000
33	Depreciation	533348	810744	1180738
34	Fual/Gas	1425		5505
35	Rent			138890
36	Wage			45400
37	Misc. Exp	334709		10985
	Total Operational (Revenue) Expenditure	10875528	8551738	13199789
	Total Expenses	15513294	12342014	15202666

Table 10: Expenditures analysis of the last three years

Audit observations

From its establishment, N.R. College strictly follows the recommendations made by the financial auditor. A financial monitoring committee under the leadership of the member of a CMC was formed. The committee is supposed to monitor the financial status of the college. This committee performs social audit of the institution. Before the endorsement in the CMC meeting, the financial and monitoring committee reviews the statements provided by auditor. Then, CMC approves the college financial statement and provides some guidelines to implement the audit report if found necessary.


As per the decisions of college BOD, Mr Rudra Prasad Neupane of R.P. Neupane & Associats is appointed as the auditor for the FY 2078/79. The process of audit is going on.

As per the decisions of college BOD, Mr Shekhar Sitaula of S.Sitaula & Associats is appointed as the auditor for the FY 2077/78. Mr Sitaula has pointed some suggestions associated with



this account/administration/store and others to be addressed for smooth operation, transparency. The issues raised by Mr Timilsina have shown in the table below. Besides, the college administration has tabled this report to CMC for necessary action and further improvement.

Issues Raised	Steps Taken
Proper Property valuation is necessary	Under Discussions in BOD
Petty cash should not be used for the amount more than 1000	Implemented
TDS on payment within 25 th day of the month of expense	Partially Implemented
Update the record of physical properties	Partially Implemented
Update the records of libraries	Partially implemented
Revision and Evaluation of Physical and Capital Assists should be updated	Under discussions of BOD
Examinations/Library records should be improved	Partially Implemented
Accounting /library/store and examination records should be operated through Software	Partially Implemented
Old advance amounts should be cleared	Under discussions of BOD
Separate accounting software should be adopted for undergraduate level of program	Implemented
PAN card of faculties for remuneration should make compulsorily	Partially Implemented
Classification of faculties (Full time/Part Time/Basic/Contract and others) should be defined as per government and the norm and regulation of affiliating university. Full time faculties of other organizations should not be treated as the permanent staffs of this college.	Partially Implemented Under discussions of BOD



[Handwritten Signature]
16

At least few regular staffs (Account/General Administration/Library) should be appointed.	Partially Implemented
Further work Approval letter is necessary for all full time staffs of other organizations	Partially Implemented

Table 11. Issues raised by audit observations in the last fiscal year-2073/74

Social Progress

N. R. College is a community college. Therefore, the college keeps community development as one of its primary goal. To keep in touch with the community and make the relationship between community and college stronger, the college runs community awareness programs; becomes involved in various activities in the community; contributes to society in different activities; and requests the community to make contribution to the development of college. This has made the bond between community and the college stronger. Some of the activities of the college to the community are as follows:

Community Awareness Program

N. R. College organizes the health awareness and cleanliness program at N. R. College area. College has a health club and this club organizes health related community awareness programs. Every year this club works to foster the general health awareness in the community. The club with the association with the health department and the students also organize community survey programs in different parts of the Tarakeshwor Municipality every year.

Social Activities

At N. R. College, we celebrate some programs in an association with student organizations. Most of them are non-political programs like College day, Guru Purnima, Bhanu Jayanti, Fhagu Purnima, HariTalikaTeej, Dashain-Tihar Celebration and Dipawali Puja to maintain harmony, solidarity, preservation, and development, among different social groups of students studying in college. Some other programs organized in N. R. College with the support of student organizations are world environment day, cleanliness program, quiz competition, creative writing competition, debate competition, lyrics writing competition, peace building condition and non-violence issues, workshop/ Seminars in current educational, political, economic, and cultural issues, health camps in association with local health post at Tarakeshwor Municipality. With the support of Bagmati Province Youth Council, a two-day motivational program was conducted for students and communities on the topic "Priority of Policy and Morality of Youth of Bagmati Province".



[Handwritten signature]



Society's Contributions

The College has been in touch with different social units, departments, and individuals. Recently the college organized interaction program with community people for community involvement in all its activities. Last year, Rs 15,00,000 has been provided by Tarakeshwor municipality for the development of the college. Likewise, support has also been received from the municipality for the professional development of teachers. Member of parliament Bhimsen Das Pradhan; Provincial Member of Parliament Yogendra Sangraula and some individuals have also provided and comitted to contribute for the development of the college.

Contribution of College to Society

N. R. College is the community College. The management committee of this college has decided to contribute and perform some societal activities within the Tarakeshwor municipality. For this some amounts will be allocated in its regular budget to perform the activities mentioned below. The following table shows the five years plan of college contribution to society within municipality.

Contribution of College

Activities	079/80	078/79	077/78
Scholarships each level in number	10	10	
Library facilities in a day	2 hrs	2 hrs	
Awareness programs annual	2	2	2 hrs
Free medical checkup program to community annual	1	1	2
Sanitation program specially adolescent girl annual	1	1	1
Games materials distribution to the community schools	5	5	1
Free teachers training to the community schools	3	3	5
			3

Table 12. Plan for Contribution to Society



[Handwritten signature]
18

Plan for Increased Involvement of Society in the College

A College regulation revision team have prepare its regulation draft and it was accepted and issued by college BOD in FY 2078/79. The regulation increase the involvement of society in the college. Besides this, the College BOD form the IQAC, EMIS, *Research Management Cell* with the wider involvement of the community intellectuals. For this some efforts have been made to incorporate the cooperation received as a donation in the development of the college by community people. Our main concentration is to foster the issues and challenges of the community and draw the attraction of concerned authority. For this N. R. college has planned to do the following activities to increase the involvement of society in its all activities. They are as follows;

Improvement of College regulation with a view to involve the community people

Participation of community people in College all activities

Collaboration with societal organizations

Regular discussions on the societal issues

Recognition, appreciation and award for the best practices in the society

Industrial dialog to link the education for the need of the society

Problems, Issues and Challenges

Problems

For over one and half decade, N. R. College has been working to uplift its educational standard by providing quality higher education but there are many obstacles and hurdles that are emerging. Some problems, issues and challenges associated with this college are as follows.

Short Term Problems

COVID-19 pandemic affected college in FY 2077/78 and 2078/79 due to which physical classes couldn't be conducted for about eight months and three month respectively. Necessary Classroom, furniture like tables, benches, drinking water, sanitation, play- ground for physical class and sufficient playing material are the general short term problems the college is facing.

Long Term Problems

- 1.Low enrolment; high dropout rate; and lack of highly qualified research faculties
2. Lack of full time faculties and staffs; lack of equipments, resources; lack of minimum facilities.
- 3.Financial problem: Depending on the students' fees only; no permanent other sources of financial resources; lack of fund for quality enhancement; budget constraints for infrastructure development
4. Barriers of human resource development: lack of own faculty, no reputational provision of upgrading the faculties; most of the faculties are university and other college teachers, no sufficient classrooms and land of college, some of the classes are held in School building, semi-skilled non-teaching staffs
- 5.Single academic program: number of students increasing but there is no sufficient class room for them, only morning (no choice of students in timing)



[Handwritten signature]
19

Issues

1. Low participation from community
2. Inconsistency in college policies
3. Poor implementation of strategic plan
4. Teachers dissatisfaction towards remunerations and facilities
5. Single stream- academic programs
6. Less priorities by Government and affiliating university to the community colleges ,
7. Token grants allocation by UGC
8. Rapid decreasing of enrolment in education program,
9. Low level of managerial effectiveness,
10. Quality erosion

Challenges

1. Maintaining quality is the main challenge of this college. N. R. College is facing the high dropout rate and high failure rate in the college. The regularity, punctuality, regular teaching practices, low involvement in microteaching, low quality of thesis research works are some of the barriers of quality education in N. R. College.

2. Student unrest is another challenge. Among the challenges of higher education, it is important to address students' unrest. Lack of physical and educational facilities is bringing much hindrance in the way of development. Teachers are less motivated to do certain research work. With student prospective, teachers are not competent, and they are teaching in higher education institutions. The most important problem of higher education in Nepal is the political involvement of students in management.

3. Administrative reform is the next challenge. N. R. College is facing the big challenges of skilled manpower in technological field like in IT field. As a reform in the administration, N. R. College gives priority to skill and train staff in the days to come.

4. Less research works on college activities is also a great academic challenge. Many of the teachers do not have enough research skills and they need training on that.

3. Decreasing trend of educational budget is the next challenge the college is facing.

4. Permanent settlement of college has been another major challenge. The town area is highly populated. The land is very expensive to buy. The college has not got enough space to conduct extra-curricular activities.

5. Quality enhancement to students with present situation due to rented building is the next challenge. Currently, the college is using the school building of Nepal Rastriya Secondary School for conducting classes. So, conducting all classes on its own building has been a challenge.



[Handwritten signature]
20

Opportunities

The following are the major opportunities envired by the College for students:

Increased awareness of educations in new areas/Municipality.

N. R. College is the second degree College in the Municipality.

Regarding outer ring road, N. R. College will be a center point and accessible to all people living in the northern Part of Kathmandu Valley, Nuwakot, Dhading, Rasuwa and Gorkha dictrict.

The growing concerns of the stakeholders are very encouraging and appreciable.

Learning has got high priority individually or organizational wise.

There is a big scope to conduct the research works.

Availability of skilled manpower/human resources are another positive dimension of College.

New premises and environment will be highly academic rather politics.

New ways and techniques of learning and teaching are being subject of discussion.

Threats

Competitors are growing from national and international perspectives.

Students are demanding more facilities.

Government intervention is increasing and financing is decreasing.

Role of affiliating university (TU) is not community college friendly

Low enrolment in education is a big threats to the colleges conducting only the education programs

Measures Taken to Address the Issues and Challenges

Aforementioned problems, issues and challenges are associated with this college. The following measures will be taken to mitigate them.

1. An advisory committee has been formed to involve community participation in the college
2. RMC has been fully authorized to perform the research based activities in the college
3. College Regulation reviewed committee has submitted its report to overcome this problem
4. A separate team has been formed to review the strategic plan and analysis the poor implementation of strategic plan
5. A committee has been formed to review the resources and remuneration of the faculties and staffs



[Handwritten signature]
21

6. CMC has decided to conduct the programs of other stream rather than education. For this College is trying for affiliation of other academic programs from TU
7. We appeal for the increment of grants
8. Public commitment to enhance the quality
9. Hired skilled and committed manpower in managerial duties
10. Quality enhancement through quality teaching with use of ICT in classroom
11. Student counselling for less political interference
12. A team has been formed to settle the issues of college conduction from its own building
13. Concentration on infrastructure development

Plan for Addressing the Issues and Challenges

College has developed three years' strategic plan to overcome its problems and issues associated with this College. Besides, CMC has decided to solve the following problems. They are as follows;

Full time subject department head will be appointed as soon as possible.

They will be assigned to evaluate all class and have in intellectual analysis with full commitments.

Departmental system will be forwarded to execute the future plans and policies to this College.

Clear responsibility, transparency of work, result oriented teaching should be minutely defined to develop a positive change as it is a great challenge which is to be solved immediately.

There will be provision of award and punishment to bring the aimed result in all subjects through department heads.

New salary system will be developed on the basis of qualification, efficiency and time given by them and others.

A provision of basic subject teacher's will be changed and qualitative and energetic lecturer with full time should be appointed after the recommendation of committee.

Those students who achieve the best score in the in final exam of T.U. from our own College will be prioritized to fulfil the vacancy of lecturers of this College rather than outsiders.

N. R. College will emphasize the regular meetings and trying to increase the compliance of teacher's efforts with the policies that the College has taken to enhance quality.



[Handwritten signature]
22

With the support of the teachers, students, students' union, and expert's efforts will be directed towards reducing absenteeism, turnover of faculties, negligence's, etc.

College will get support from all departments heads by maintaining close relation and for regular consultations

College will get support from teachers through effective coordination of department heads

There will be increase in its achievement with the development of team sprit with faculty members, students, students' union, department heads, and others.

The college has planned to add some land with community support. As a preliminary work, it has started works with local communities to strengthen relation and identify the possibilities for mutual benefits with local community.

Budgeted and Actual Income and Expenditure

The following table shows that budgeted and actual income and expenditure of N.R. College, Tarakeswor-11, Nepaltar, Kathmandu in three fiscal years.

Actual Income and expenditure of N.R. College, Tarakeswor-11, Nepaltar, Kathmandu				
S. No	Descriptions	Actual In 2076/77	Actual In 2077/78	Actual In 2078/79 (Approximate)
	Budgeted Income:			
1	Revenue from Student	8680780	7217119	17199278
2	UGC	1099575	2449575	1525000
3	TU Exam center	176976		
4	Tarakeswor municipality	1961240	1167654	2622980
5	MOSD, Bagmati Pradesh	900000	1938535	94660
6	Others	236962	294439	162180
	Total Revenue	13055533	13067322	21604098
	Budgeted Expenditure:			
A.	Capital Expenditure			
7	Land and Building Construction/ ECA Dev.	4078312	2284579	696997
8	Furniture	88500	1378697	
9	Equipment	470955	127000	808300
10	ECA Material			497580
	Total Capital Expenditure	4637767	3790276	2002877
B.	Operational (Revenue) Expenditure			
11	Research Management Cell/			
12	New Program Development			
13	Grievance Redress Mechanism/IMC and IQAC/ QAA Unit			2790
14	Educational Management Information Sys			
15	Documents and Report Preparation		12,010.00	
16	Library Expenses and Development			
17	Basic Salary Faculties	7940995	5835730	8298970


18	Non-Teaching Staffs Salary			
19	Student Welfare Expenditure			
20	Merit Based Scholarships	4250	44350	210475
21	Advertisement/Field Visits		23137	43562
22	Maintenance and Development	82962	49919	34795
23	Electricity works			
24	Utility Telephones/ Water/Internet etc expenses	23776	79100	161354
25	Transportation Expenditure	32500	61558	97200
26	Service and Other exp to student)		100880	151492
27	Stationary and Logistic Support	141767		134040
28	Printing Services and Books	36110	43700	1285
29	Cultural Program and Co-Curricular Activities			
30	Refreshment and Hospitality	63986		
31	Micro-Practice Teaching			38961
32	Cost of Practical Classes/	136715		
33	Staffs Development and training			242647
34	TU Examination Fees	1492415	1316185	2133497
35	Tax deduction on interest and bank charge	11924	44191	2203
36	Renewal/Registration		85000	180000
37	Auditors remuneration	38646	57244	85000
38	Depreciation	533348	810744	1180738
39	Fual/Gas	1425		5505
40	Rent			138890
41	Wage			45400
42	Misc. Exp	334709		10985
	Total Operational (Revenue) Expenditure	10875528	8551738	13199789
	Total Expenses	15513294	12342014	15202666

Table 13. Actual Income and expenses for the last three years

Projected Annual Income and Budget

The following table presents projected annual income and budget of the four fiscal Years following the current fiscal year as per the strategic plan.

Budgeted Income and expenditure of N.R. College, Tarakeshwor-11, Nepalatar, Kathmandu				
S. No	Descriptions	Expected In 2079/80	Expected In 2080/81	Expected In 2081/82
	Budgeted Income:			
1	Revenue from Student	13919100	15311010	16842111
2	UGC	4500000	4950000	5445000
3	TU Exam center	250000	275000	302500
4	Tarakeshwor municipality	5000000	5500000	6050000
5	MOSD, Bagmati Pradesh	3500000	3850000	4235000
6	Others			
	Total Revenue	27169100	29886010	32874611



[Handwritten signature]
24

Budgeted Expenditure:				
A.	Capital Expenditure			
7	Land and Building Construction	15000000	16500000	18150000
8	Furniture	200000	220000	242000
9	Equipment	150000	165000	181500
10	ECA	300000	330000	363000
	Total Capital Expenditure	15650000	17215000	18936500
B.	Operational (Revenue) Expenditure			
11	Research Management Cell/	825000	907500	998250
12	New Program Development	50000	55000	60500
13	Grievance Redress Mechanism/IMC and IQAC/ QAA Unit	50000	55000	60500
14	Educational Management Information Sys	225000	247500	272250
15	Documents and Report Preparation	150000	165000	181500
16	Library Expenses and Development	400000	440000	484000
17	Basic Salary Faculties	8744350	9618785	10580663.5
18	Non-Teaching Staffs Salary	1926607	2119267.7	2331194.47
19	Student Welfare Expenditure	250000	275000	302500
20	Merit Based Scholarships	650000	715000	786500
21	Advertisement/Field Visits	75000	82500	90750
22	Maintenance and Development	150000	165000	181500
23	Electricity works	75000	82500	90750
24	Utility Telephones/ Water/Internet etc expenses	60000	66000	72600
25	Transportation Expenditure	70000	77000	84700
26	Service and Other exp to student)	55000	60500	66550
27	Stationary and Logistic Support	135000	148500	163350
28	Printing Services and Books	50000	55000	60500
29	Cultural Program and Co-Curricular Activities	80000	88000	96800
30	Refreshment and Hospitality	150000	165000	181500
31	Micro-Practice Teaching	70000	77000	84700
32	Cost of Practical Classes	85000	93500	102850
33	Staffs Development and training	150000	165000	181500
34	TU Examination Fees	325000	357500	393250
35	Tax deduction on interest and bank charge			
36	Renewal/Registration	280000	308000	338800
37	Auditors remuneration	105000	115500	127050
38	Depreciation	214500	235950	259545
39	Fual/Gas	6000	6600	7260
40	Rent			
41	Wage	20000	22000	24200
42	Misc. Exp			
	Total Operational (Revenue) Expenditure	15426457	16969102.7	18666013
	Total Expenses	31076457	34184102.7	37602513

Table 14: Budgeted Income and Expenditure



[Handwritten signature]
25

Estimated Annual Income from Student Fees in FY 2079/79

Estimated Income of College in 2079/80							
S.N		Admission		Monthly fees		Other	Total Amount
		No. of Student	Amount	No. of Student	Amount		
1	BBS 1st	215	1225500	185	1332000	55500	2613000
2	BBS 2nd	150	855000	121	871200	36300	1762500
3	BBS 3rd	80	456000	77	554400	23100	1033500
4	BBS 4th	79	450300	79	568800	23700	1042800
5	B Ed. 1st	140	728000	86	567600	25800	1321400
6	B Ed. 2nd	78	405600	48	316800	14400	736800
7	B Ed. 3rd	70	364000	54	356400	16200	736600
8	B Ed. 4th	44	228800	31	204600	9300	442700
9	BA 1st	95	494000	71	468600	21300	983900
10	BA 2nd	60	312000	60	396000	18000	726000
11	BA 3rd	34	176800	34	224400	10200	411400
12	MBS 1st sem	46	690000	40		20000	710000
13	MBS 2nd sem	40	600000	28		14000	614000
14	MBS 3rd sem	28	420000	23		11500	431500
15	MBS 4th sem	23	345000	16		8000	353000
	Total		7751000		5860800	307300	13919100

Table 15: Estimated Annual Fees from Students



[Handwritten signature]

Projected Annual Work Plan

The following table shows the projected annual work plan of N.R. College.

Projected Annual Work Plan				
S.No	Descriptions of works	2079/80	2080/81	2081/82
1	Purchase of Land			
2	building construction			
3	Desk/Bench construction			
4	Submission of SSR			
5	Official Furniture, Notice Board, Library and RMC Office			
6	Availability of Water facilities			
7	Water facilities and toilet construction			
8	Electricity Works In The Building			
9	Drainage Management Front Side			
10	Official and Desk Bench Furniture for canteen and library and other offices and labs			
11	Aluminum Work			
12	Acquisition of QAA			
13	Play Ground Management			
14	Computer Digital Lab			
15	Gardaning in the premises			
16	Main gate construction and finishing work			
17	Building painting works			
18	Staffs room development			
19	Networking and system management			
20	E-library/E-management/Online education facilities started			

Table 16: Estimated Annual Fees from Students



[Handwritten signature]